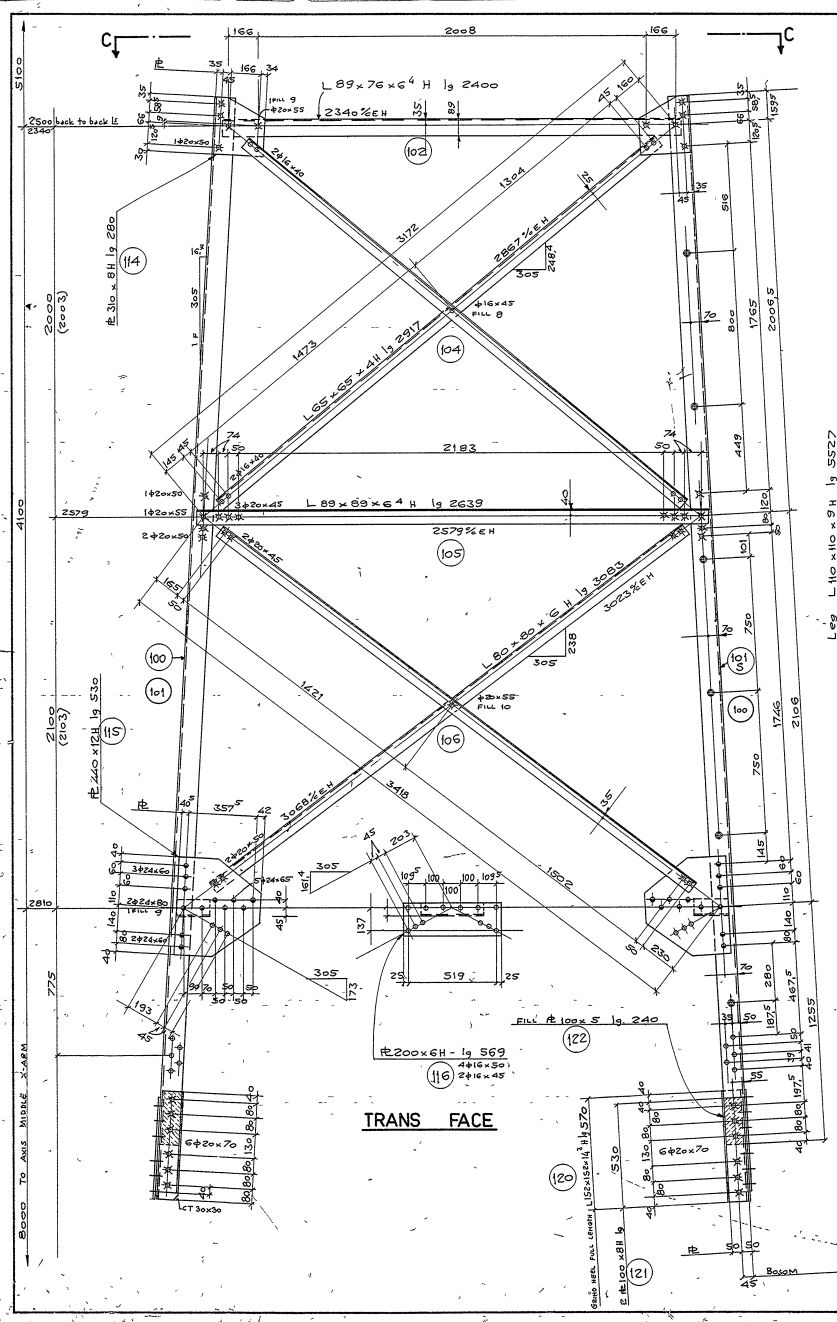

TRANS FACE

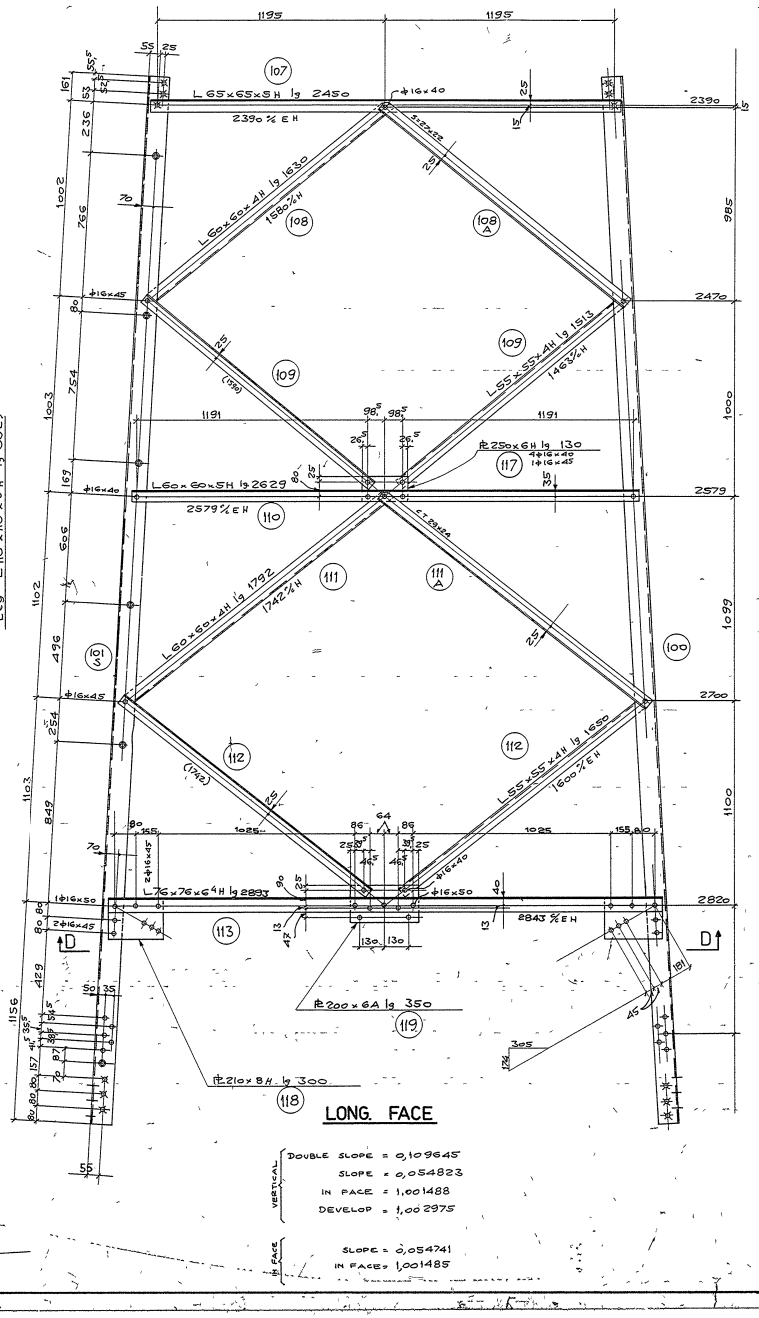

LONG. FACE

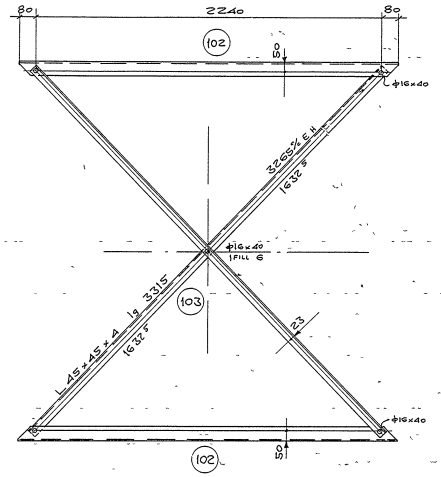

SECTION C-C

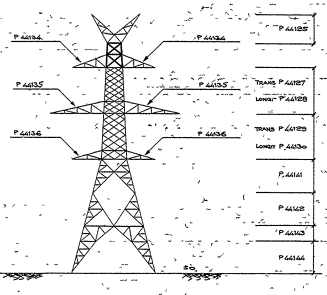

BOLTS REQUIRED FOR ONE COMPLETE TOWER	
TYPE	N°
⌀16 × 40	39
45	32
50	16
⌀20 × 45	20
50	24
55	10
70	48
⌀24 × 60	20
65	20
80	8
STEP	12

VERTICAL
DOUBLE SLOPE = 0,109645
SLOPE = 0,054823
IN FACE = 1,001488
DEVELOP = 1,002975

IN FACE
SLOPE = 0,054741
IN FACE = 1,001485

ΙΔΙΟΚΤΗΣΙΑ ΔΕΗ

~NOTES~

1. For general notes see dwg. P44125 -
2- ○ 17,5 mm dia. holes for 16 mm dia bolts - cut edge 25 mm unless noted -
3- ⌑ 21 " " " " 20 mm " " - " " 30 mm " "
4- ● 26 " " " " 24 mm " " - " " 40 mm " "
5- ○ 17 " " " for step bolts U501 -
6- Provide step bolts on two diagonally legs for bolt 12170 and for supplement number 8 of bolt 10650 -
7- For section D D see dwg P44140d

DD 10650

(100) - (122)

Bolt 12170
Bolt 10650

SAE
SOCIETÀ ANONIMA ELETTRIFICAZIONE
S.p.A. - MILANO
PUBLIC POWER CORPORATION
GREECE
380 kV Acheloos - Athens Transm. Line
380 kV Salonica - Polemais & Polini Lavrion
TYPE "Z5" TOWER
STRAIN & DEAD END TUBE
TOP PART OF SUPERSTRUCTURE
Designed: U. Bulla
Approved:
Visto:
Controlled:
SCALA: 1:10
DATE: MAR 1968
P44126 abc def

Step Hydrom Mark 126-127 (45)
Removed wide for step bolts
Added note 6 for bolt 12170
Modified MOUNTING HOLES
Modified step bolts U501
Pole spacing 16 & bolts
MODIFICHE
Rev. | Data | Visto

SOLO PER RICERCA PREVENTIVI